

# SIGHT WORDS:

Below are activities to do each day with your sight words. The Sight Word Lists are attached to this file. If you are unsure what list your child is on please let me know,

- Practice your list 3x each day.
- Create Flash or practice from your Sight Words Book.
- Attached is a link for Move Your Body Sight Words. This is a fun review of 1<sup>st</sup> Grade Sight Words.
  - Units 1-4  
<https://drive.google.com/file/d/IN6RZZppJBuosD59otG3X0xChdI5l6Rnp/view?usp=sharing>
  - Units 5-8  
<https://drive.google.com/file/d/Il2dm6QLFifM38MY5nKHal9HXEJq2a3MX/view?usp=sharing>
- Pick an activity a day from the choice Board. Try and get a black out!

# 1<sup>st</sup> Grade Sight Words

## Unit 1

Name: \_\_\_\_\_

find	has	have	his	mother
too	do	then	what	with
you	your	get	help	of
put	we	work	day	from
good	she	us	very	

\_\_\_/24

## Unit 2

for	grow	keep	look	or
when	body	how	out	start
they	use	does	eat	live
no	see	why	all	are
by	first	more	there	

\_\_\_/24

## Unit 3

go	great	one	say	want
would	give	he	know	said
watch	who	around	be	here
need	together	where	come	found
full	next	their	walk	

\_\_\_/24

## Unit 4

because	carry	don't	new	play
sleep	almost	both	kind	over
two	was	always	any	each
every	many	never	four	may
only	other	show	some	___/24

## Unit 5

eyes	far	small	three	through
under	animal	color	group	might
most	move	funny	hurt	light
mean	sea	sound	few	food
head	hold	into	once	

\_\_\_/24

## Unit 6

air	boy	different	hurry	soon
turn	above	again	away	change
seven	sometimes	been	down	hard
now	number	push	children	her
house	school	thought	word	

\_\_\_/24

## Unit 7

before	could	people	today	warm
were	after	better	buy	idea
pull	until	also	call	important
fall	story	tomorrow	began	brother
enough	even	learn	second	











\_\_\_/24

## Unit 8

about	below	between	mountain	water
world	another	begin	done	follow
our	should	country	earth	family
friend	paper	picture	along	answer
city	often	Something	yellow	

\_\_\_/24

# SIGHT WORD CHOICE BOARD >>>>

<p>Blue &amp; Red Words</p>  <p>Write your words. Trace your consonants in blue and your vowels in red.</p>	<p>Rainbow Write</p>  <p>Write your words. Make each letter a different color using crayons or markers.</p>	<p>Sentences</p>  <p>Write a sentence with each of your words. Draw a picture to match each sentence.</p>
<p>Word Train</p>  <p>Write your words like a train. Write them in a long line and don't put any spaces</p>	<p>5X Each</p> <p>cat cat cat cat cat</p> <p>Write your words 5 times each in your BEST handwriting.</p>	<p>Write a Story</p>  <p>Write a story using each of your words.</p>
<p>Pyramid Words</p> <p>c ca cat</p> <p>Start with one letter at the top. Then go to the next row and add the next letter to the first letter.</p>	<p>Word Sort</p>  <p>Sort your words into 2 or 3 categories. Explain how you sorted them.</p>	<p>Magic Words</p>  <p>Write each word with a white crayon. Then color on top of it with a marker &amp; read it.</p>
<p>ABC Order</p>  <p>Write each of your words in ABC order.</p>	<p>Silly Words</p>  <p>Write each of your words with your other hand.</p>	<p>Spelling Test</p>  <p>Have an adult read you each word and write them.</p>